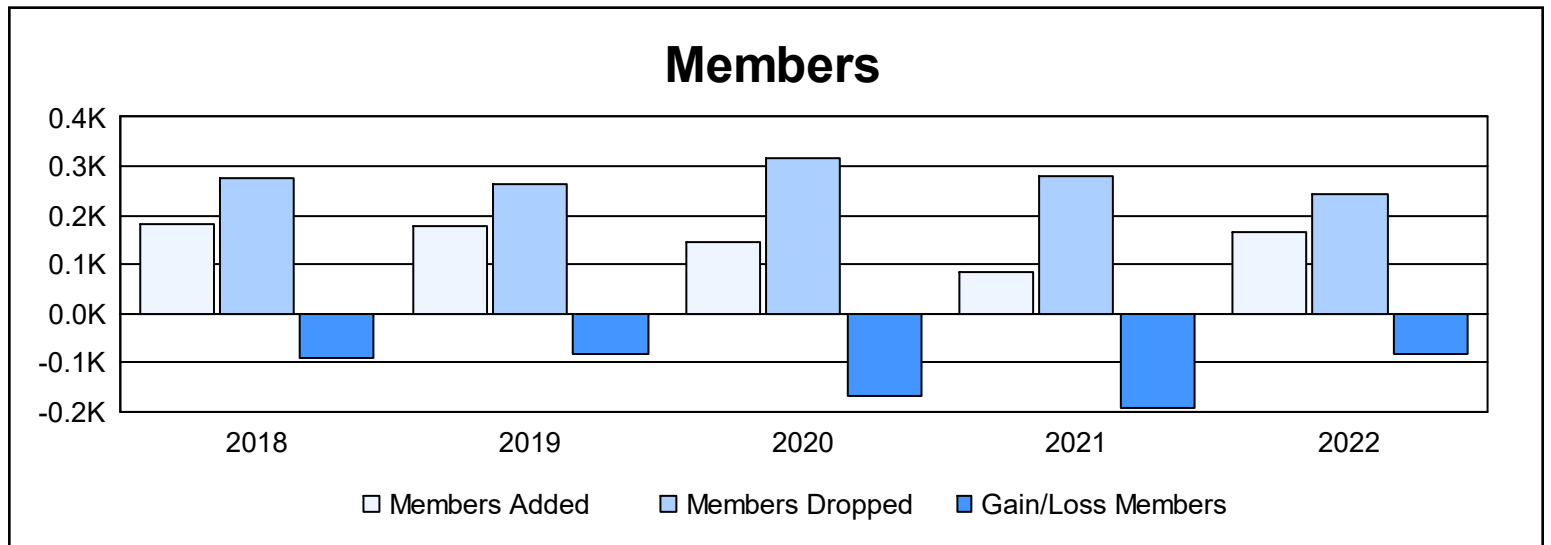
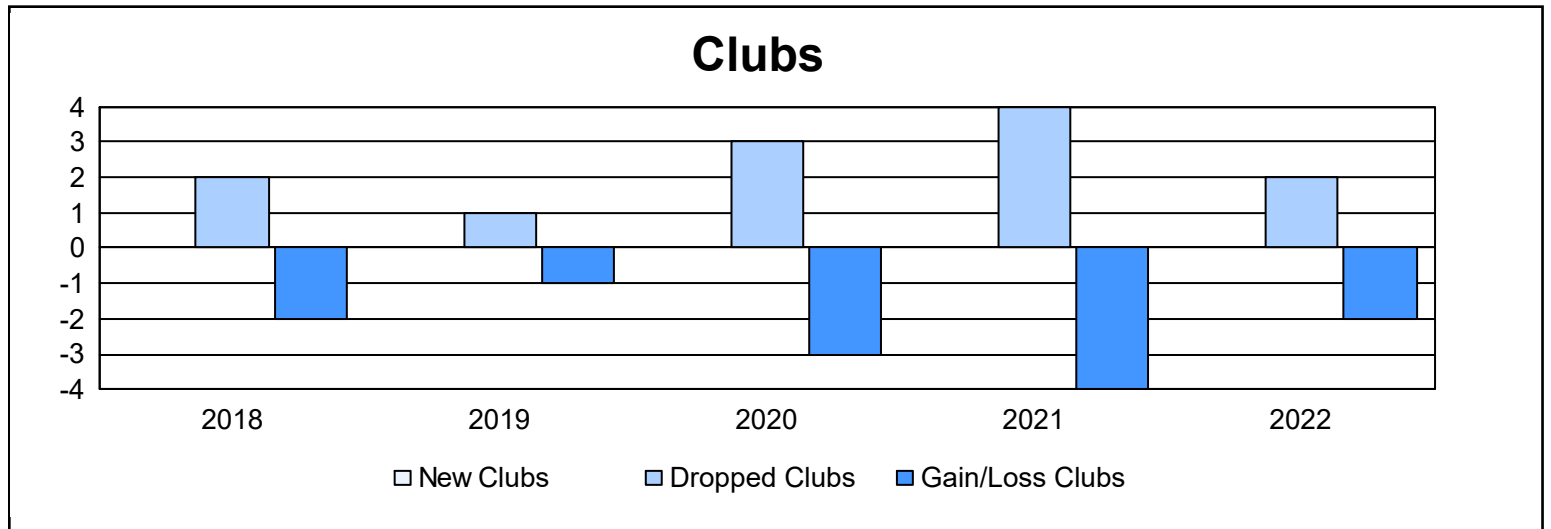
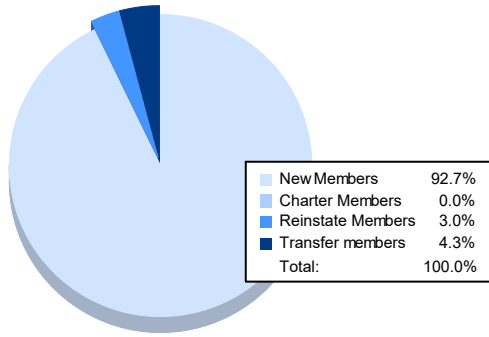


Year	New Clubs	Dropped Clubs	Gain/ Loss Clubs	New Members	Charter Members	Reinstate Members	Transfer Members	Total Member Added	Total Members Dropped	Gain/ Loss Members
2017-2018	0	2	-2	166	1	9	8	184	276	-92
2018-2019	0	1	-1	167	0	3	9	179	262	-83
2019-2020	0	3	-3	126	2	4	14	146	315	-169
2020-2021	0	4	-4	69	0	5	11	85	279	-194
2021-2022	0	2	-2	152	0	5	7	164	245	-81
<b>Average</b>	<b>0</b>	<b>2</b>	<b>-2</b>	<b>136</b>	<b>1</b>	<b>5</b>	<b>10</b>	<b>152</b>	<b>275</b>	<b>-124</b>



### Membership Composition June 2022 Cumulative



### Gender Composition June 2022 Cumulative

